



...Because Your Move Matters

PRE-LISTING PACKET

Prepared For:

By:

Danny Dietl - Realtor® - GRI – eAgentC
Mike Roess - Realtor®
More than \$150,000,000 in career sales.

Executives Associates

danny@iMetroProperty.com | michael@imetroproperty.com

www.iMetroProperty.com

“The Urban Specialists”

Pre-Listing Packet

Dear _____,

I look forward to speaking with you about the future sale of your home. I am confident you will feel that the programs I outline for you will provide you with the greatest possibility of selling your home for the *highest price in the shortest period of time with the least amount of hassles.*

I have enclosed a number of useful documents about the home-selling process and the benefits I can offer you. I look forward to speaking with you, getting your home sold, and helping you, your friends and your family with all of your real estate goals.

Sincerely,

Danny Dietl - Realtor® - GRI
Mike Roess - Realtor®

Realty Executives Associates
danny@iMetroProperty.com
www.iMetroProperty.com

Announcing The iMetroProperty.com Group EASY EXIT LISTING AGREEMENT

What's your biggest fear when you list your home with a real estate agent? It's simple. You worry about being locked into a lengthy listing agreement with a less than competent real estate agent, costing your home valuable time and exposure on the market.

Well, worry no more. I take the risk and the fear out of listing your home with a real estate agent. How? Through our EASY EXIT Listing Agreement.

When you list your home through our EASY EXIT Listing Agreement, you can cancel your listing with us at any time. No hassles. It's easy.

- You can cancel your listing anytime
- You can relax, knowing you won't be locked into a lengthy contract
- Enjoy the caliber of service confident enough to make this offer

Only one restriction applies...we ask that you voice your concern and give us seven (7) days to try and fix the problem. That seems fair, doesn't it? If we can't fix any concerns within the seven day period, you are free to withdraw your listing.

Danny and Mike have strong opinions about real estate service. They believe that if you are unhappy with the service you receive, you should have the power to fire your agent.

Danny Dietl - Realtor® - GRI
Mike Roess - Realtor®

Realty Executives Associates

Contact us: danny@iMetroProperty.com, 612-306-6676 direct/text www.iMetroProperty.com

Pre-Listing Packet **My 10+ Customer Service Commitment**

As the REALTOR® you have chosen to exclusively represent you in the sale of your home, I promise that I will:

1. Provide you with 10+ Customer Service during the entire selling process including, taking the time to understand your wants, needs and expectations, returning your calls and emails and being honest with you at all times.
2. Help you obtain the highest possible price for your house in the shortest amount of time.
3. Advise you on pricing and assist you with staging your home.
4. Market your home to create as much exposure and as many showings as we can.
5. Coordinate the home showing process.
6. Present all offers and advise you on the terms and contingencies.
7. Negotiate offers on your behalf.
8. Schedule and coordinate completion of contingencies and inspections.
9. Monitor the buyer's loan process.
10. Coordinate and supervise the preparation of all closing documents and guide you through the closing process.

I look forward to selling your property! _____

Pre-Listing Packet So Many Decisions

There is so much to think about when selling your home:

- Is it a buyers' market or a sellers' market?
- How can I price my home so that it sells quickly?
- What marketing strategies are effective and will sell my home quickly?
- What's this thing called "curb appeal?"
- What should I do to have my home in top-selling condition?
- How much should I fix? How much should I leave as-is?
- How much of a hassle is involved in showing my home?
- Should I try to sell my home all by myself? Or should I use an agent?
- What about all the paperwork and legalities?
- What about my next home? Should I buy or rent?
- And more!

We Can Help!

I am more than happy to answer any of your questions. Please put a check next to any of the above that you want to discuss.

Pre-Listing Packet

Benefits of Using an Agent

Time is Money

How much is your time worth? \$_____ per hour. If you don't use a real estate professional, expect to spend *at least* 100 hours selling your home – assuming there are no problems! Considering your work, family, and personal commitments, is that the best use of your time?

It's a Big Deal

Selling (and buying) a home is a big deal. Most people don't sell more than two homes in their lifetime, so it's not something they develop expertise in. There are ever-changing laws, ethical practices and practical considerations that you don't want to learn on your own through trial and error or relying on a book or information off the Internet. It's just not worth the risk.

I Can Help!

My goal is to give you a 10+ experience!

What Benefits I provide to you:	Because...
1. Consult with you on how to get your home in top-selling condition.	We want to WOW prospective buyers during the first 30 days that your home is on the market.
2. Give you up-to-date information on what's happening in the marketplace.	Having up-to-date market information helps us strategize.
3. Provide you with information on competing properties; e.g. list price versus actual <i>SOLD</i> price, financing terms, condition and more.	The fair market value of your home is determined by what competing properties are selling for right now.
4. Market your home to other real estate agents and the public using research-based marketing strategies.	There is a misconception that advertising sells real estate. Research conducted by the <i>National Association of REALTORS®</i> shows that 41% of homebuyers first learned about the home they purchased from an agent.
5. Help you objectively evaluate and negotiate every buyer's offer without compromising your position.	An offer is just the beginning of a process of appraisals, inspections and financing – a lot of possible pitfalls. I can help you write a legally binding win-win contract that is more likely to make it through the process.
6. Help you close on the sale of your home.	The paperwork alone is overwhelming and it is not unusual for questions or unexpected problems to occur during closing (settlement).

Pre-Listing Packet Seven Real Estate Truths

1. Having an agent represent you has its advantages:

Professional representation... I am your personal representative and I'm required by law to represent your best interests to the best of my ability.

Personal specialist... it's similar to hiring an accountant to help you file income taxes or a mechanic to fix your car. If you had the time to master those specialties, you would be doing your own taxes and fixing your car. But who has that sort of time? Besides, most people will sell only two homes in their lifetime – two real estate transactions in a lifetime will not turn anyone into a real estate specialist.

Objectivity... my job is to point out all the pros and cons for all the decisions you will be making throughout the home-selling process. I will even tell you things you may not want to hear because as your agent, I want you to make informed decisions, not emotionally-based decisions.

Convenience... these days, it's nearly impossible to sell a home all by yourself without it turning into a part-time job.

2. Not all real estate professionals are REALTORS®. Only licensed real estate agents who are members of the *National Association of REALTORS®* can call themselves REALTORS®. REALTORS® are committed to treat all parties honestly – they subscribe to a strict code of conduct and are required to maintain a high level of real estate standards. It is to your advantage to work with a REALTOR® because of the training and standards this professional designation requires.

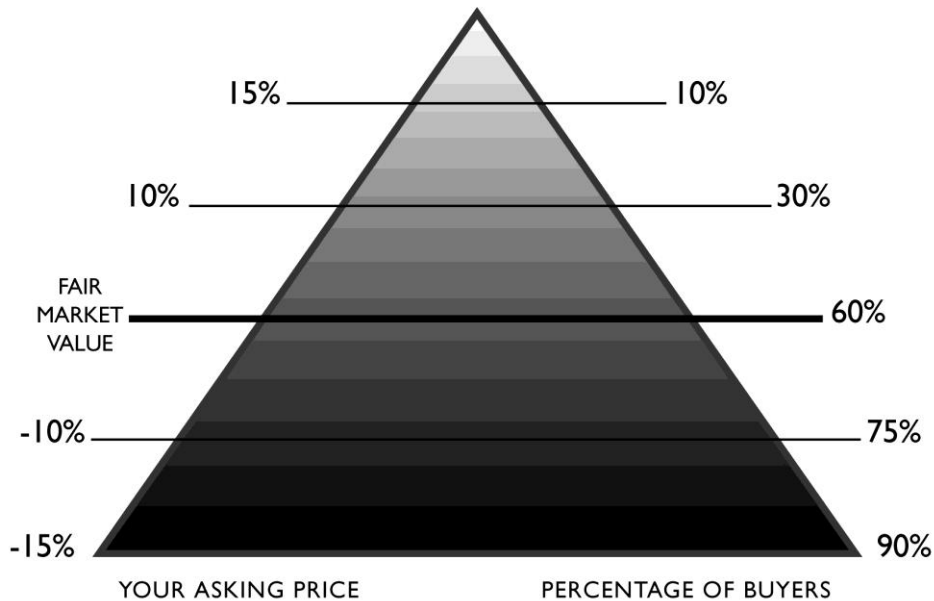
3. The price of your home should be based on the price of sold properties in your area rather than the list price of properties now on the market – this is how we establish your home’s *fair market value*. Having said that, you also need to be competitively priced in relation to your current competition.

If it’s priced OVER its fair market value it will...

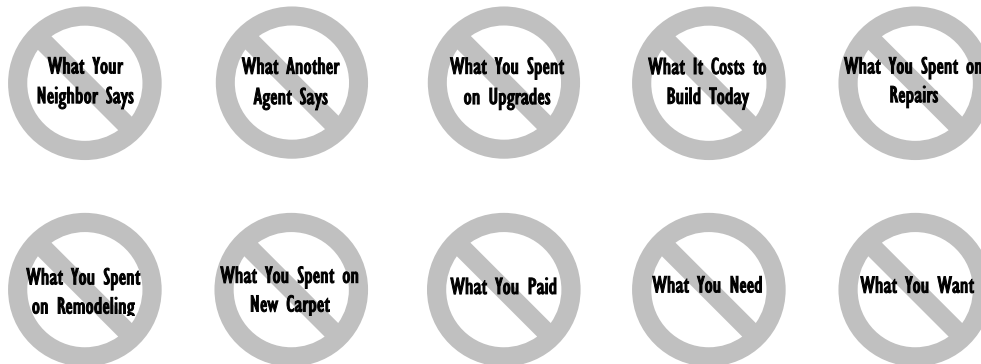
- Not attract as many buyers because they’ll think it’s out of their price range.
- Take longer to sell.
- Make competing properties look good.
- Become “shopworn.”
- Be overpriced in everyone’s minds (agents and buyers) and they tend not to forget.
- Cause you to lose valuable time and miss out on buying your dream home.
- Cause advertising dollars and marketing efforts to be wasted.
- Cause negotiations to stall.
- Cause appraisal problems.
- End up selling below market value in order to make up for all of the above.

4. Research conducted by the *National Association of REALTORS®* shows that more buyers purchase their properties at fair market value – not above it. The percentage of buyers increases even more when the price drops below *fair market value*.

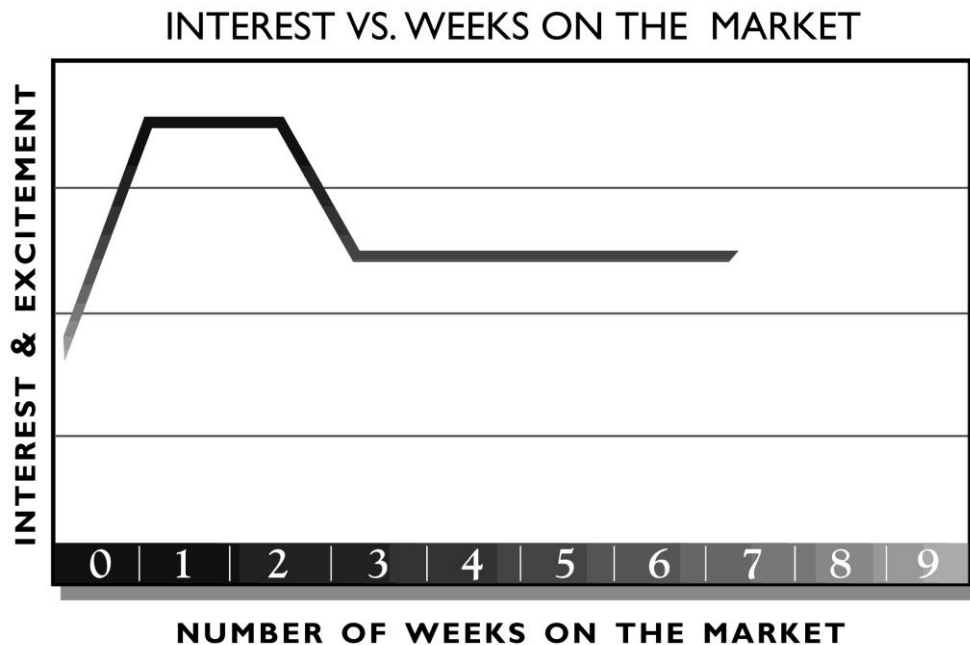
THE TRIANGLE
ASKING PRICE VS. PERCENTAGE OF BUYERS THAT VIEW THE PROPERTY



5. The fair market value of your home is determined by the market – that is, what today’s buyers are willing to pay. Buyers are comparing your home to other homes now on the market. They don’t care about:



6. Your home generates the most interest in the real estate community and among potential buyers during the first 30 days it is on the market. If it is not properly priced during this time, we miss out on this peak level of interest:



7. Ads are not very effective for selling real estate. 87% of buyers use the internet to search for homes. Our personal website receives 3,000-5,000 visitors a month and we active promote our listings on dozens of other sites to maximize your online exposure. Your home will also have it's own personalized website and domain name:

To see a sample website that we've created for one of our clients visit:

<http://thewhitney603.greatluxuryestate.com/>

Whether you are listing a million dollar + property or a \$100,000 condo your property needs to be marketed in and shown in its best possible light and a personalized website helps us do this.

Pre-Listing Packet

Ten Steps to Selling Your Home

- 1. Define your goals, wants, needs and expectations.** A good place to begin is by exploring your short and long term goals in life and how selling your home fits in. I will walk through a process I use to thoroughly understand my client's goals, wants and needs to ensure that your expectations are met.
- 2. Determine the best price for what's going on in the market right now.** We assess the current state of the market and what comparable homes are actually selling for by reviewing a *Comparative Market Analysis* (CMA) on your home. That way, we can objectively determine its *fair market value* and price it right.
- 3. Prepare your property so that it is in top-selling condition.** Most of us don't keep our homes in top-selling condition. I will work with you to help you see things from a buyer's point of view. I will consult with you on what to repair replace or remove so that your home makes a GREAT first impression.
- 4. Implement time-proven, research-based marketing strategies.** Your home will be marketed with a 25 point marketing plan that has the highest potential for bringing not only the most buyers, but also the most qualified buyers to your doorstep.
- 5. Show your property.** Always keep your home in top-selling condition. When you leave for work, make sure that your home remains in top-selling condition. You know what they say about first impressions!
- 6. Receive an offer.** When a buyer decides to buy your home, an offer will be presented. I will advise you on the offer and whether the buyer is qualified to purchase your home.
- 7. Negotiate to sell.** Most offers require some level of negotiation. We will work together to decide your parameter and I will negotiate on your behalf.
- 8. Have your home appraised and inspected.** Once you have accepted an offer, I will work with the buyer's agent to coordinate an appraisal, inspections and a survey (if required). If the buyer requires that certain repairs be made on your home, I will continue to negotiate on your behalf and recommend vendors so we move successfully from contract to closing.
- 9. Prepare for closing.** A few days before closing (also known as settlement), I will contact the title company and the buyer's agent to ensure that all the necessary forms and documents have been prepared. I will meet with you to review the closing documents and let you know what additional forms and information you need to bring to the closing meeting.
- 10. Close!** At the closing meeting, ownership of your property is legally transferred to the buyer. I will be present to advise you and ensure that everything goes according to plan.

Pre-Listing Packet

Real Estate Glossary

Acceptance: the date when both parties, seller and buyer, have agreed to and completed signing and/or initialing the contract.

Adjustable Rate Mortgage: a mortgage that permits the lender to adjust the mortgage's interest rate periodically on the basis of changes in a specified index. Interest rates may move up or down, as market conditions change.

Amortized Loan: a loan that is paid in equal installments during its term.

Appraisal: an estimate of real estate value, usually issued to standards of FHA, VA and FHMA. Recent comparable sales in the neighborhood is the most important factor in determining value

Appreciation: an increase in the value of a property due to changes in market conditions or other causes. The opposite of depreciation.

Assumable Mortgage: purchaser takes ownership to real estate encumbered by an existing mortgage and assumes responsibility as the guarantor for the unpaid balance of the mortgage.

Bill of Sale: document used to transfer title (ownership) of PERSONAL property.

Cloud on Title: any condition that affects the clear title to real property.

Consideration: anything of value to induce another to enter into a contract, i.e., money, services, a promise.

Deed: a written instrument, which when properly executed and delivered, conveys title to real property.

Discount Points: a loan fee charged by a lender of FHA, VA or conventional loans to increase the yield on the investment. One point = 1% of the loan amount.

Easement: the right to use the land of another.

Encumbrance: anything that burdens (limits) the title to property, such as a lien, easement, or restriction of any kind.

Equity: the value of real estate over and above the liens against it. It is obtained by subtracting the total liens from the value.

Escrow Payment: that portion of a mortgagor's monthly payment held in trust by the lender to pay for taxes, hazard insurance and other items as they become due.

Pre-Listing Packet Real Estate Glossary (continued)

Fannie Mae: nickname for *Federal National Mortgage Corporation* (FNMA), a tax-paying corporation created by congress to support the secondary mortgages insured by FHA or guaranteed by VA, as well as conventional loans.

Federal Housing Administration (FHA): an agency of the *U.S. Department of Housing and Urban Development* (HUD). Its main activity is the insuring of residential mortgage loans made by private lenders. The FHA sets standards for construction and underwriting but does not lend money or plan or construct housing.

FHA Insured Mortgage: a mortgage under which the *Federal Housing Administration* insures loans made, according to its regulations.

Fixed Rate Mortgage: a loan that fixes the interest rate at a prescribed rate for the duration of the loan.

Foreclosure: procedure whereby property pledged as security for a debt is sold to pay the debt in the event of default.

Freddie Mac: nickname for *Federal Home Loan Mortgage Corporation* (FHLMC), a federally controlled and operated corporation to support the secondary mortgage market. It purchases and sells residential conventional home mortgages.

Graduated Payment Mortgage: any loan where the borrower pays a portion of the interest due each month during the first few years of the loan. The payment increases gradually during the first few years to the amount necessary to fully amortize the loan during its life.

Lease Purchase Agreement: buyer makes a deposit for future purchases of a property with the right to lease property in the interim.

Lease with Option: a contract, which gives one the right to lease property at a certain sum with the option to purchase at a future date.

Loan to Value Ratio (LTV): the ratio of the mortgage loan principal (amount borrowed) to the property's appraised value (selling price). Example – on a \$100,000 home, with a mortgage loan principal of \$80,000 the loan to value ratio is 80%.

Mortgage: a legal document that pledges a property to the lender as security for payment of a debt.

Mortgage Insurance Premium (MIP): the amount paid by a mortgagor for mortgage insurance. This insurance protects the investor from possible loss in the event of a borrower's default on a loan.

Pre-Listing Packet Real Estate Glossary (continued)

Note: a written promise to pay a certain amount of money.

Origination Fee: a fee paid to a lender for services provided when granting a loan, usually a percentage of the face amount of the loan.

Private Mortgage Insurance (PMI): see *Mortgage Insurance Premium*.

Second Mortgage / Second Deed of Trust / Junior Mortgage / Junior Lien: an additional loan imposed on a property with a first mortgage. Generally, a higher interest rate and shorter term than a “first” mortgage.

Settlement Statement (HUD-1): a financial statement rendered to the buyer and seller at the time of transfer of ownership, giving an account of all funds received or expended.

Severalty Ownership: ownership by one person only. Sole ownership.

Tenancy In Common: ownership by two or more persons who hold an undivided interest without right of survivorship. (In event of the death of one owner, his/her share will pass to his/her heirs.

Title Insurance: an insurance policy that protects the insured (buyer or lender) against loss arising from defects in the title.

Pre-Listing Packet 25 Point Marketing Plan

1. CMA
2. Pricing strategies
3. High resolution digital pictures
4. For Sale Sign, Rider Signs, and Directional Signs
5. Tube or Box with Flyers and Distribution of Flyers in Neighborhood
6. Flyers in House/Home Book/Comment Cards
7. MLS Entry
8. Web Listings including Google, Trulia, backpage.com, craigslist and more
9. Track Showings/Collect Feedback
10. Weekly Seller Updates
11. Property Caravans
12. Reverse prospecting
13. Database distribution
14. Agent networking
15. Secure Lockbox
16. Periodic updates on comparably sold properties.
17. Email Broadcast to those registered with our website. We receive anywhere from 3,000-5,000 unique visitors a month to our website.
18. Broker/Agent Open
19. Public Open
20. Exclusive Love it or Leave it Resale Guarantee to potential buyers.
21. Dedicated webpage with sign rider – www.youraddress.com
22. Staging Consultation
23. Target Market Advertising
24. Make adjustments based on feedback from other agents and prospective buyers.
25. Pre-MLS marketing and coming soon signs to generate interest. It is not unusual for us to have a buyer who may be interested in your home before it goes on the market.